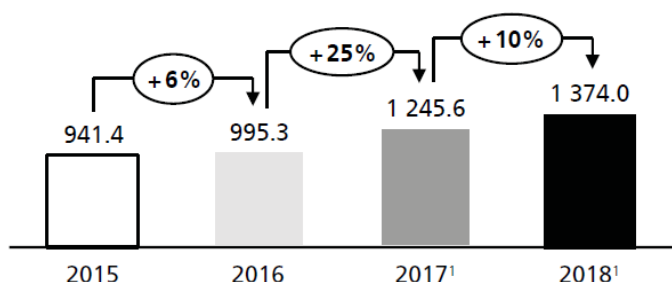


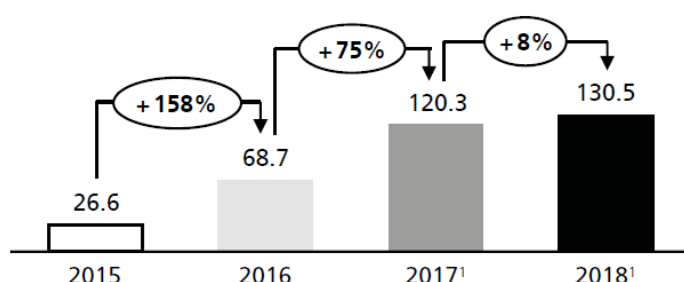
Wichtigste Kennzahlen

NETTOUMSATZ



¹ Fortzuführende Geschäftsbereiche

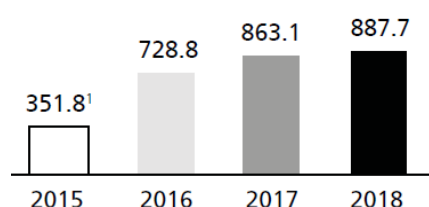
EBITDA²



¹ Fortzuführende Geschäftsbereiche

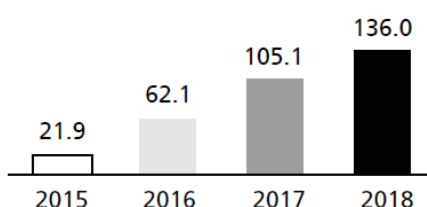
² Inkl. Sondereffekte

EIGENKAPITAL¹

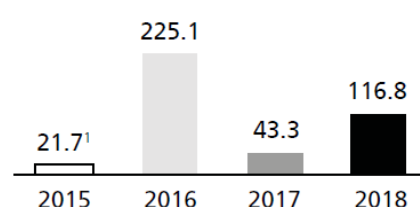


¹ H1 2015: CHF 186.8 Mio.

INVESTITIONEN



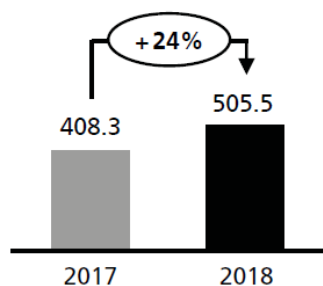
NETTOVERSCHULDUNG



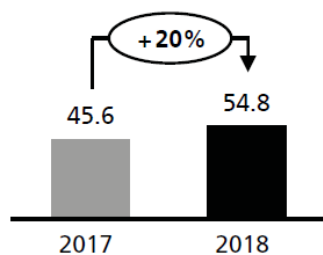
¹ H1 2015: CHF 229 Mio.

DIVISION HLK¹

Entwicklung Umsatz
(in Mio. CHF)



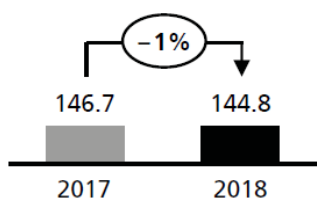
Entwicklung EBITDA
ohne Sondereffekte
(in Mio. CHF)



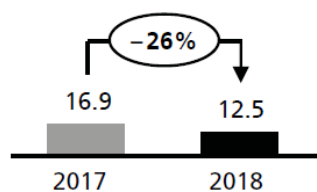
¹ In 2017 ohne Vasco Group und Tecna

DIVISION SANITÄR

Entwicklung Umsatz
(in Mio. CHF)

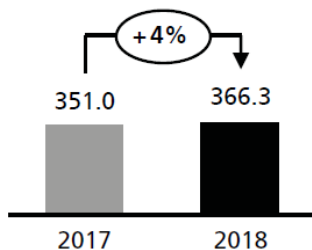


Entwicklung EBITDA
ohne Sondereffekte
(in Mio. CHF)

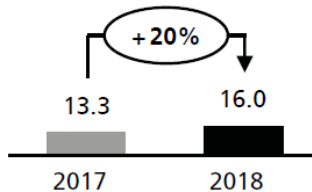


DIVISION FENSTER

Entwicklung Umsatz
(in Mio. CHF)

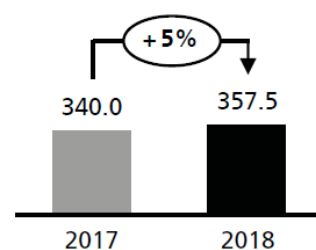


Entwicklung EBITDA
ohne Sondereffekte
(in Mio. CHF)



DIVISION TÜREN

Entwicklung Umsatz
(in Mio. CHF)



Entwicklung EBITDA
ohne Sondereffekte
(in Mio. CHF)

